

Coaxial

High Power Amplifiers

Price list N.05/2012


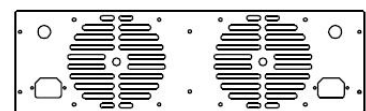
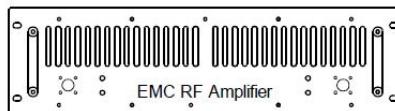
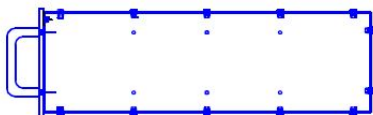
50 Ohm

2012 - January			Price List €
Model	Power	Frequency range	
AL01-1-1000	1W	1 MHz-1GHz	3100
AL01-30-1200	1W	30MHz-1,2GHz	2900
AL04-20-1000	4W	20MHz-1GHz	3200
AL30-01-200	30W	0,1 MHz-200 MHz	4000
AL3020-01-1100	30W-20W	0,1-1100 GHz	7000
AL100-20-500	100W	20 MHz-500 MHz	5800
AL50-20-512	50W	20 MHz-512 MHz	5000
AL20-20-1000	20W	20-1000 MHz(15-1100Mc)	3900
AL32-500-1000	32W	500-1000 MHz	5500
AL5-700-2200	5W	0,7-2,2 GHz	3000
AL5-700-2200	5W	1GHz-2GHz (0,7-2,2GHz)	3000
AL3-2000-8000	3W	2 GHz to 8 GHz	3000
AL3-2000-18000	3W	2-18 Ghz	5800
AL3-5900-18000	3W	5,9 GHz to 18 GHz	3600

* Customized power and frequency range on demands

Specifications

<p>Features Over voltage protection, shuts off above 29V Over temperature protection, shut off above +100°C Excellent IP3 Class A amplifier VSWR Short and Open circuit protection</p>	<p>Applications Transmission equipments Laboratory use Amateur radio, FM, TV Defense</p>
---	---



1 W 1-1000 MHz			
Technical Specifications		Amplifier Type	
Electrical Data	1W		
Input connector	N		
Nominal impedance	50 Ohm		
Frequency range,	1 MHz-1000 MHz		
Gain (dB)	Min.38	Med.39	Max.40
Flatness	+/-1,8dB		
Typical VSWR input	1.7:1		
Typical VSWR output	2.5:1		
Max Out power, dBm (1dB Compr.)	Min.30 dBm	Typ.30 dBm	
Max Out power, dBm (3dB Compr.)	Min.40 dBm	Min.40 dBm	
Noise figure	3,3dB		
IP3 dBm	+40 dBm		
Electrical Equipment / Options			
AC Voltage Mains	230V ac 50Hz		
Power consumption	150VA		
DC Voltage	+12V Max		
DC Power	0,36Ao		
Operating Temperature	-20°C to +100°C		
Dimension	3U rack 19"		
1 W 20-1200 MHz			
Technical Specifications		Amplifier Type	
Electrical Data	1W		
Input connector	N		
Nominal impedance	50 Ohm		
Frequency range,	20 MHz-1200 MHz		
Gain (dB)	Min.28,5	Med.29	Max.30
Flatness	+/-1,8dB		
Typical VSWR input	1.7:1		
Typical VSWR output	2.5:1		
Max Out power, dBm (1dB Compr.)	Min.36 dBm	Typ.37 dBm	
Max Out power, dBm (3dB Compr.)	Min.40 dBm	Min.40 dBm	
Noise figure	4 dB		
IP3 dBm	+50 dBm		
Electrical Equipment / Options			
AC Voltage Mains	230V ac 50Hz		
Power consumption	150VA		
DC Voltage	+12V Max		
DC Power	0,36Ao		
Operating Temperature	-20°C to +100°C		
Dimension	3U rack 19"		

4 W 30-1000 MHz			
Technical Specifications		Amplifier Type	
Electrical Data	4W		
Input connector	N		
Nominal impedance	50 Ohm		
Frequency range,	30 MHz-1000 MHz		
Gain (dB)	Min.40	Min.40	Min.40,5
Flatness	+/-0,5dB		
Typical VSWR input	1.7:1		
Typical VSWR output	2.5:1		
Max Out power, dBm (1dB Compr.)	Min.36 dBm	Typ.37 dBm	
Max Out power, dBm (3dB Compr.)	Min.40 dBm	Min.40 dBm	
Noise figure	6 dB		
IP3 dBm	+44 dBm		
Electrical Equipment / Options			
AC Voltage Mains	230V ac 50Hz		
Power consumption	150VA		
DC Voltage	+24V Max		
DC Power	0,63Ao		
Operating Temperature	-20°C to +100°C		
Dimension	3U rack 19"		
20 W 20-1000 MHz			
Technical Specifications		Amplifier Type	
Electrical Data	20W		
Input connector	N		
Nominal impedance	50 Ohm		
Frequency range,	15 MHz-1100 MHz		
Gain (dB)	Min.46	Min.46	Min.46
Flatness	+/-1,8dB		
Typical VSWR input	1.7:1		
Typical VSWR output	2.5:1		
Max Out power, dBm (1dB Compr.)	Min.36 dBm	Typ.37 dBm	
Max Out power, dBm (3dB Compr.)	Min.40 dBm	Min.40 dBm	
Noise figure	3,5 dB		
IP3 dBm	+50 dBm		
Electrical Equipment / Options			
AC Voltage Mains	230V ac 50Hz		
Power consumption	150VA		
DC Voltage	+28V Max		
DC Power	2,8Ao		
Operating Temperature	-20°C to +100°C		
Dimension	3U rack 19"		

100W 50 MHz-500 MHz			
Technical Specifications		Amplifier Type	
Electrical Data		100W	
Input connector	N		
Nominal impedance	50 Ohm		
Frequency range,	50 MHz-500 MHz		
Gain (dB)	Min.46.5	Min.46.5	Min.46.5
Flatness	+/-1,2dB		
Typical VSWR input	1:1.5		
Typical VSWR output	1:1.7		
Max Out power, dBm (1dB Compr.)	Min.45 dBm	Min.45 dBm	
Max Out power, dBm (3dB Compr.)	Min.46,5 dBm	Min.46,5 dBm	
Noise figure	6,5dB		
IP3 dBm	+57 dBm		
Electrical Equipment / Options			
AC Voltage Mains	230V ac 50Hz		
Power consumption	500VA		
DC Voltage	+25V Max		
DC Power	10,5A _o		
Operating Temperature	-55°C to +100°C		
Dimension	4U rack 19"		
30W 0,1 MHz-200 MHz			
Technical Specifications		Amplifier Type	
Electrical Data		30W	
Input connector	N		
Nominal impedance	50 Ohm		
Frequency range,	0,1 MHz – 200 MHz		
Gain (dB)	Min.40	Typ.43	Max.-
Flatness	+/-1,6dB		
Typical VSWR input	1.4:1		
Typical VSWR output	4:1		
Max Out power, dBm (1dB Compr.)	Min.40 dBm	Typ.42 dBm	
Max Out power, dBm (3dB Compr.)	Min.44 dBm	Typ.45 dBm	
Noise figure	8,9/10 dB Max.		
IP3 dBm	+52 dBm		
Electrical Equipment / Options			
AC Voltage Mains	230V ac 50Hz		
Power consumption	100VA		
DC Voltage	+24/25V Max		
DC Power	6A _o		
Operating Temperature	-10°C to +50°C		
Dimension	4U rack 19"		

20W 20 MHz- 1000 MHz			
Technical Specifications		Amplifier Type	
Electrical Data		20W	
Input connector	N		
Nominal impedance	50 Ohm		
Frequency range,	15 MHz – 1100 MHz		
Gain (dB)	Min.46	Typ.50	Max.55
Flatness	+/-1,8		
Typical VSWR input	1.7:1		
Typical VSWR output	2.5:1		
Max Out power, dBm (1dB Compr.)	Min.39 dBm	Typ.41 dBm	
Max Out power, dBm (3dB Compr.)	Min.40 dBm	Typ.43 dBm	
Noise figure	3,5 dB		
IP3 dBm	+50 dBm		
Electrical Equipment / Options			
AC Voltage Mains	230V ac 50Hz		
Power consumption	100VA		
DC Voltage	+24V		
DC Power	2,8A _o		
Operating Temperature	-20°C to +100°C		
Dimension	4U rack 19"		
5W 800 MHz to 2000 MHz			
Technical Specifications		Amplifier Type	
Electrical Data		5W	
Input connector	N		
Nominal impedance	50 Ohm		
Frequency range,	700 MHz – 2200 MHz		
Gain (dB)	Min.40	Typ.45	Max.50
Flatness	+/-2,1		
Typical VSWR input	1.7:1		
Typical VSWR output	1.5:1		
Max Out power, dBm (1dB Compr.)	Min.36 dBm	Typ.37 dBm	
Max Out power, dBm (3dB Compr.)	Min.37 dBm	Typ.38 dBm	
Noise figure	3,5 dB		
IP3 dBm	+44 dBm		
Electrical Equipment / Options			
AC Voltage Mains	230V ac 50Hz		
Power consumption	100VA		
DC Voltage	+24/28V Max.		
DC Power	2 A _o		
Operating Temperature	-20°C to +65°C		
Dimension	3U rack 19"		

3W 2000 MHz to 8000 MHz			
Technical Specifications		Amplifier Type	
Electrical Data		3W	
Input connector	N		
Nominal impedance	50 Ohm		
Frequency range,	2 GHz – 8 GHz		
Gain (dB)	Min.30	Typ.-	Max.40
Flatness	+/-1,15 Typ.		
Typical VSWR input	1.5:1		
Typical VSWR output	1.4:1		
Max Out power, dBm (1dB Compr.)	Min.31,5 dBm	Typ.33 dBm	
Max Out power, dBm (3dB Compr.)	Min.33,5 dBm	Typ.35 dBm	
Noise figure	5,8 dB		
IP3 dBm	+42 dBm		
Electrical Equipment / Options			
AC Voltage Mains	230V ac 50Hz		
Power consumption	60VA		
DC Voltage	+15V		
DC Power	1,5Ao		
Operating Temperature	-40°C to +55°C		
Dimension	4U rack 19"		
3W 5,9 GHz to 18 GHz			
Technical Specifications		Amplifier Type	
Electrical Data		3W	
Input connector	N		
Nominal impedance	50 Ohm		
Frequency range,	5,9 GHz – 18 GHz		
Gain (dB)	Min.29	Typ.35	Max.40
Flatness	+/-1,4		
Typical VSWR input	1,5:1		
Typical VSWR output	1,2:1		
Max Out power, dBm (1dB Compr.)	Min.31,5 dBm	Typ.34 dBm	
Max Out power, dBm (3dB Compr.)	Min.32,5 dBm	Typ.35 dBm	
Noise figure	5,5 dB		
IP3 dBm	+44 dBm		
Electrical Equipment / Options			
AC Voltage Mains	230V ac 50Hz		
Power consumption	100VA		
DC Voltage	+15/18V Max.		
DC Power	2,2Ao		
Operating Temperature	-20°C to +100°C		
Dimension	4U rack 19"		



EMCTEST Ltda
Rua Aragonita 2320
8821000 – BOMBINHAS (SC) Brasil
Tel. +55 47 33933377
emctest@emctest.com.br
Makes your EMC Test easier!

www.GtemCell.com
ITALIA

Test equipments – Low voltage & electromagnetic compatibility tests –
CE marking consultants